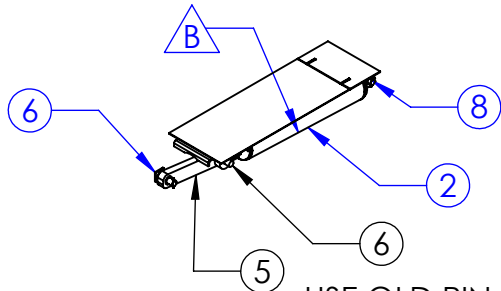
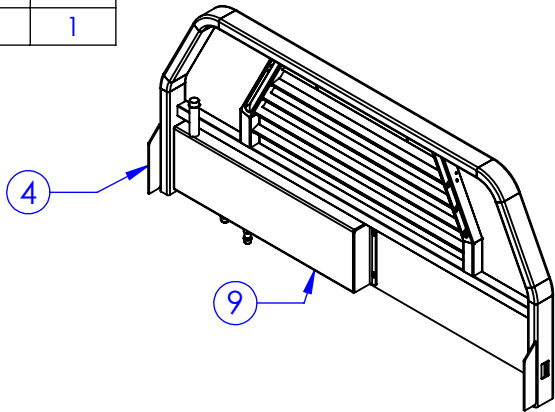
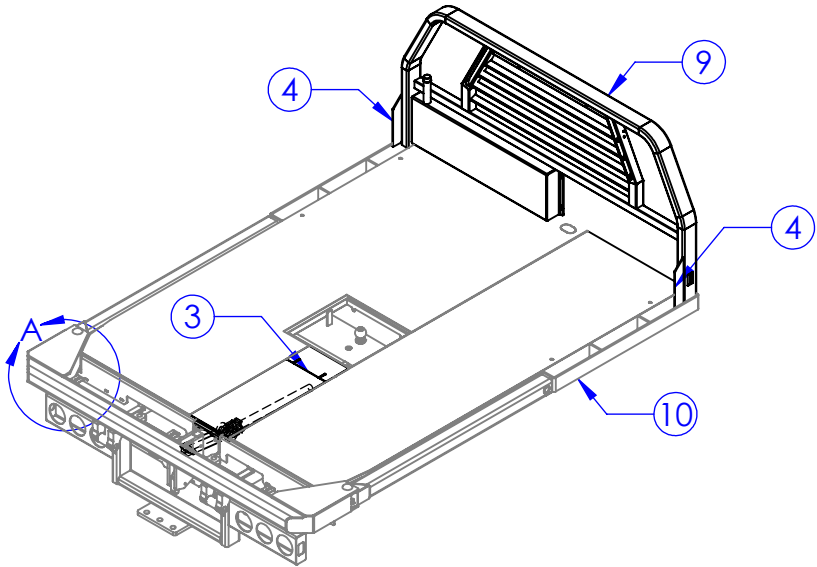
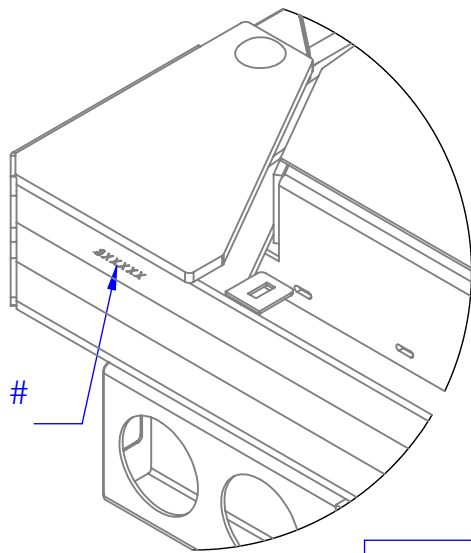
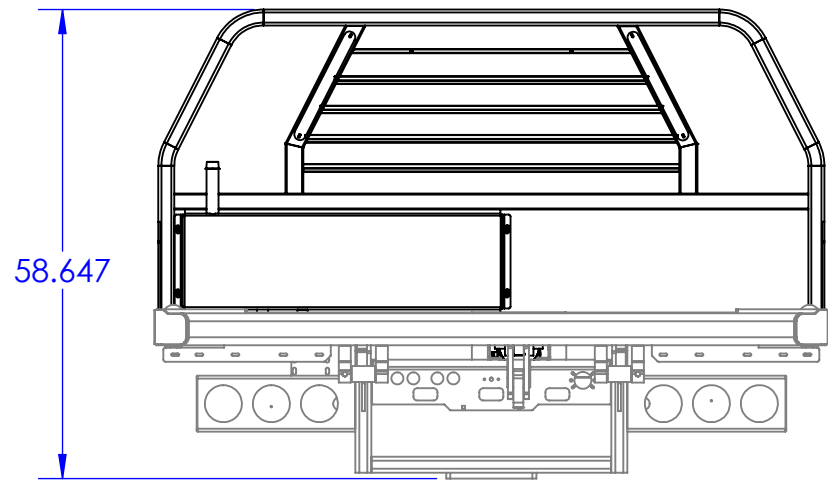


ITEM NO.	PART NUMBER	DESCRIPTION	DRAWING #	Defa ult/QT Y.
1	AD-6400 8-8	ADAPTER 8MJ x 8MB	STOCK	2
2	CY-CA450-ML	MAINLEFT CYLINDER CARLSON	STOCK	1
3	FP-CLYLINDER DOOR WLDMT HB 3xx5	CYLINDER DOOR WELDMENT, HYDRA BED 3XX5	11-1202	1
4	FP-HR-GST100	GUSSET, HEADACHE RACK, HYDRA BED	10-2305	2
5	RE-LB-125	LINKAGE BAR (1-1/4")	10-1702	1
6	RE-PN-1X300	MAIN LINKAGE REAR PIN	10-1703	1
6	RE-PN-1X600	PIN, BEARING, HYDRA BED	10-1706	1
8	RE-PN-1x350	BASE PIN, MAIN LIFT CYLINDER, HB	10-1704	1
9	SUB-HR 3XX0	HEADACHE RACK, 3XX0 SERIES, WLDMT	11-1304	1
10	SUB-HB-3298	FLOOR TO FRAME, HB3300	11-1123	1



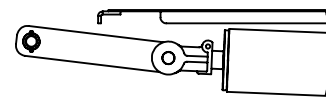
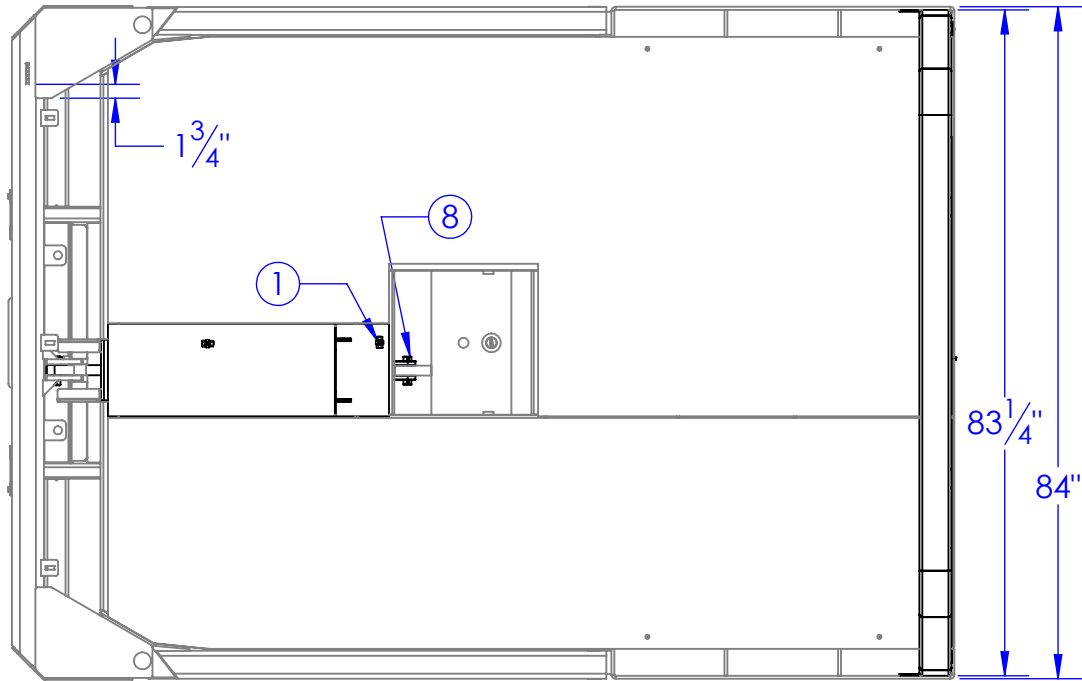
USE OLD PIN & LINKAGE BAR FOR PAINT.
REPLACE IN FAINAL ASSEMBLY.



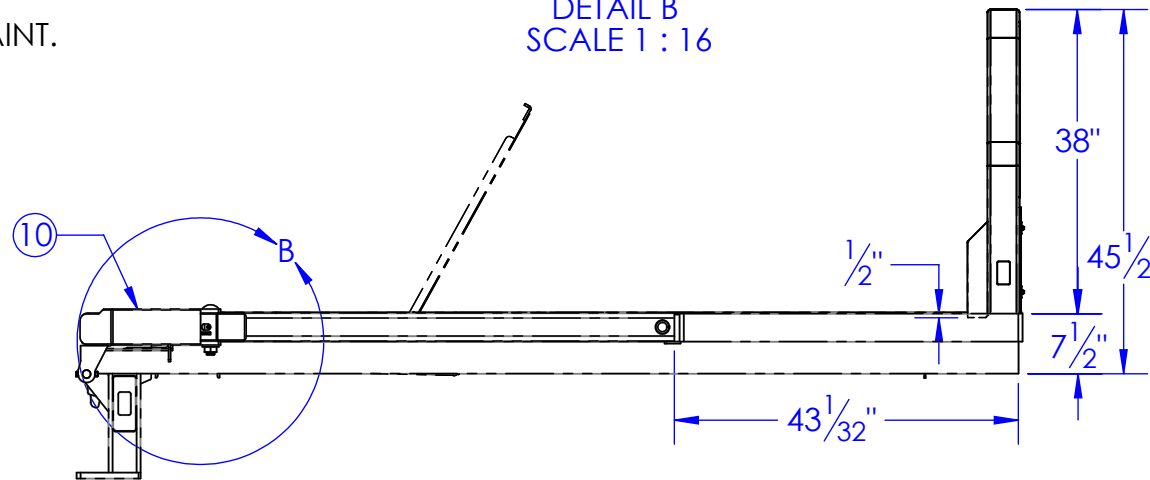
DETAIL A
SCALE 1 : 8

STAMP SERIAL #
3XXXXX
NEXT TWO DIGITS
ARE THE YEAR
LAST 3 DIGITS ARE THE #
OF BEDS AFTER 100

REV.	REVISIONS	DATE	APPROVED
A	DESCRIPTION		
B	INITIAL RELEASE	6/21/2013	
	REPLACED CY-EN450-ML WITH CY-CA450-ML	6/27/2014	



DETAIL B
SCALE 1 : 16



UNLESS OTHERWISE SPECIFIED:

DIMENSIONS ARE IN INCHES
TOLERANCES:
FRACTIONAL $\pm 1/16$
ANGULAR: MACH ± 1 BEND \pm
TWO PLACE DECIMAL ± 0.10
THREE PLACE DECIMAL ± 0.005

MATERIAL

DO NOT SCALE DRAWING

DRAWN	NAME	DATE	P.O. BOX 248, SABETHA KS. 66534 (785) 284-3674 FAX (785) 284-3931		
PART #	HEATH	8/5/2014	TRIPLE C INC.		
ASM #		SUB-HB-3299			
COMMENTS:			SIZE	DWG. NO.	REV
HB-3300 BARE, PREPAINT			B	11-0302 B	B
			SCALE: 1:24 WEIGHT: 1714.35 SHEET 1 OF 1		

PROPRIETARY AND CONFIDENTIAL
THE INFORMATION CONTAINED IN THIS
DRAWING IS THE SOLE PROPERTY OF
<INSERT COMPANY NAME HERE>. ANY
REPRODUCTION IN PART OR AS A WHOLE
WITHOUT THE WRITTEN PERMISSION OF
<INSERT COMPANY NAME HERE> IS
PROHIBITED.